



Understanding Financial Health of your Health System by unleashing the power of data & analytics

With Innovaccer's
healthcare data platform

Overview

With CMS planning to tie 50% of fee-for-service Medicare reimbursements to value-based payment models by the end of 2018, and the healthcare payers following the suit, there is an increased need for healthcare organizations to identify opportunities that can improve care and lower costs. The finance teams across hospitals and health systems are under tremendous pressure to control costs and resource utilization across various departments.

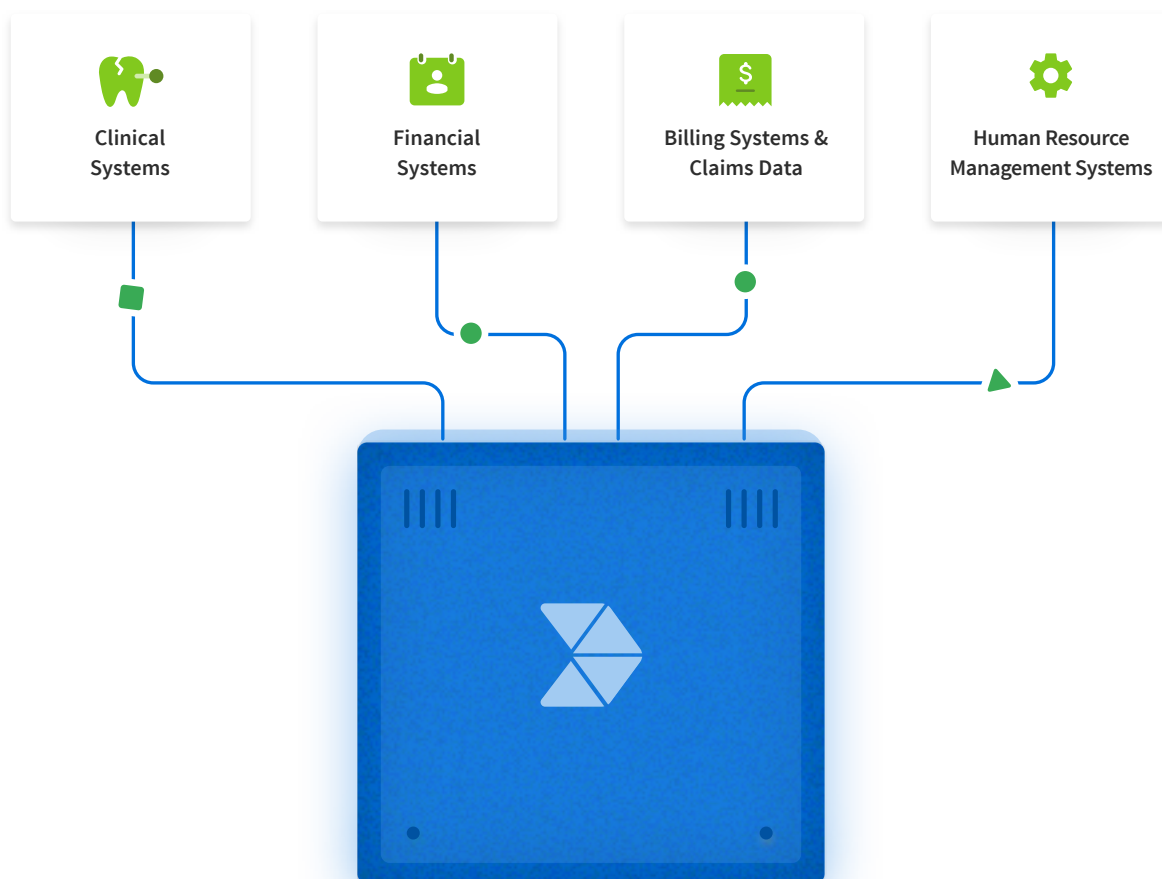
Compared to its counterparts, healthcare is still far behind in financial analytics and identifying major cost drivers across healthcare networks. The lack of integrated and interoperable clinical and financial systems limit the ability of healthcare executives to leverage the data at hand and gain insights into rising expenditure and shrinking margins. On top of it, the unavailability of comprehensive financial analytics tools hinders seamless insights and data-driven operational changes across any organization. The distributed and siloed nature of healthcare data combined with the rapidly-evolving payment models requires healthcare organizations to address their analytics capabilities and make agile and appropriate adjustments to their financial and operational roadmap.

With Innovaccer's healthcare data platform, InData, and its state-of-the-art analytics module, InGraph, health systems can understand their financial health; macro trends in their network, analyze their cost distributions, and identify opportunities to increase their overall margins. The combination of InData and InGraph allows healthcare executives to not only analyze the gaps in their network but also visualize in a way that is customizable and aligned to their overall goals.

Capturing opportunities to enhance financial performance with Innovaccer's healthcare data platform

Innovaccer's healthcare data platform, InData, enables robust and flexible integration of disparate data sets with its 200+ pre-built connectors to widely used healthcare data systems and applications. A Hadoop-based architecture, InData can ingest over 15 types of data formats including CCDA files, ADT feeds, X12 files, and flat files to create holistic patient profiles for the entire population. The heuristic analytics, providing an in-depth look into the network's performance on a plethora of measures, enable healthcare executives to quickly identify the growth opportunities in their network and address them.

With InData, health systems can integrate disparate data from across different systems including Clinical systems, Billing and Claims systems, Financial systems, Human Resource Management systems and others.



Leveraging InGraph, Innovaccer's analytics and reporting solution built on top of the healthcare data platform, health systems can operationalize real-time analytics in the following different arenas:

- Revenue cycle analytics
- Cost and margin analysis
- Operational analysis

Revenue cycle analytics

- Capture data related to charges, payments, days in A/R, financial class, and collections.
- In-depth insights and drilled-down visualization to analyze data by provider and patient.
- Identification of weak points and growth opportunities in the revenue cycle process and impact over time.

Cost and margin analysis

- Aggregation of operational and cost data for the network's patients.
- Analysis of resource utilization by the service center, cost per patient/service, and the variance of physician practices.
- Quantification of financial outcomes of process changes, variations across the network, and impact of physicians' activities on expenses.

Operational analysis

- Integration of patient data from all over the continuum.
- Analysis of utilization of various departments along with DRG case mix and variances in touch points of utilized departments.
- Identification of waiting times and excessive lengths of stay along with different drivers in a network.

Unified member records across the network with InData

Wide range of healthcare data

InData, Innovaccer's healthcare data platform, ingests data from over 200 clinical and financial data systems to collect all sources of patient service revenue and network utilization along with 60+ quality checks- without having to write a single line of code.

Unified records

The healthcare data platform creates 360-degree, longitudinal patient records by integrating data from EHRs, labs, pharmacy, billing systems, claims, and ADT feeds from all over the network to enable insights into operational and cost data.

Efficient and time-saving insights

InData's automated data pipelines simplify the time-consuming process of ETL and allow healthcare organizations to look at PMPM charges on demand with saved time creating avenues for further developments on different outcomes.

Data Sources

Electronic Health Records
 Claims and Billing Files
 Practice Management Systems
 Financial Systems
 ADT Feeds
 Pharmacy

File Formats

HL7 2.x, CCD/C-CDA, X12
 Delimited Files (CSV, TSV, DBF, Pipe-separated)
 Nested Documents (XML, JSON)
 SQL Databases (MySQL, MS-SQL, OracleDB, HedisSQL)
 NoSQL Databases (Postgres)

Powerful Analytics on Revenue Cycle, Costs, Margins & Operations

A rich spectrum of measures

Healthcare organizations can track and view their performance across a spectrum of over 250 measures of cost, quality, and utilization to identify opportunities for improvement, monitor trends over time, and measure the impact of ongoing care interventions.

Drilled-down analysis

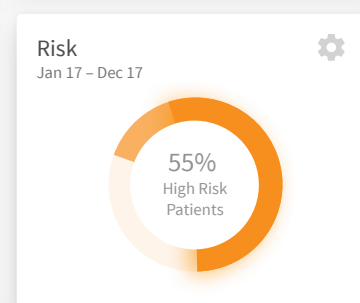
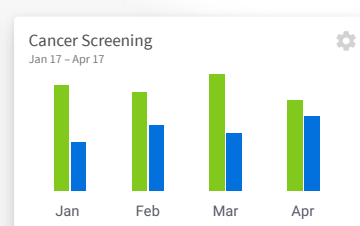
Innovaccer's analytics module, InGraph, provides detailed, in-depth insights into cost and quality trends across the network, as well as drilled down to every facility, enabling providers to get down to the root of an issue and address it.

Customizable and user-defined

Ensuring the users have a seamless experience, InGraph provides over 6 different ways to stratify patient population and examine high utilization measures and cost drivers on customizable dashboards with 50+ adjustable visual widgets.

Report Name	Status	Progress
ACO 1	Completed	✓ Report Generated Download
ACO 2	Completed	! EMPs of 5 patients not mapped. Show
ACO 3	Uploading	
ACO 4	No Files Uploaded	

[↑](#) Drag or click to add files to upload queue



About Innovaccer

Innovaccer Inc. is a leading healthcare data platform company focused on delivering more efficient and effective healthcare by combining pioneering analytics with transparent, and accurate data. Innovaccer's aim is to simplify complex data from all points of care, streamline the information, and help organizations realize strategic goals based on key insights and predictions from their data. Its products have been deployed across more than 500 locations with over 10,000 providers leveraging it at institutions, governmental organizations, and several corporate enterprises such as Mercy ACO, StratiFi Health, UniNet Healthcare Network, Catalyst Health Network, and Osler Health Network. Innovaccer is based in San Francisco with offices around the United States and Asia.

For more information, please visit [innovaccer.com](https://www.innovaccer.com).



San Francisco
535 Mission St, 14th floor
CA 94105
United States